

rayence



14x17 Wireless Flat Panel Detector

1417WCC



The ergonomically designed Rayence C-Series Cesium Iodide wireless detectors are designed to offer high levels of handling, functionality, and exceptional diagnostic image quality in the X-ray room and beyond

iC
series

FEATURES

- ▲ Tapered, Recessed Edges
- ▲ Thin and Lightweight
- ▲ IPX6 Water Resistant
- ▲ Image Storage: 200 Images
- ▲ Room Sharing Functionality
- ▲ Auto Triggering Technology

www.rayenceusa.com



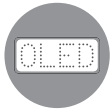
Superb Image Quality

1417WCC's high Detector Quantum Efficiency (DQE) achieves superb image quality with low patient dose.



Lightweight & Fast

1417WCC weighs only 6.6lb. Image preview occurs in less than 2 seconds.



High Visibility OLED

Illuminated OLED window brightly indicates flat panel detector status to the user.



Ergonomic Design

Curved edges and a non-slip surface makes lifting and handling easier.



Durability

Supporting up to 660 lb., the 1417WCC is manufactured with a seamless magnesium, unibody construction and is combined with a shock, vibration, and scratch resistant carbon fiber composition.



Water Resistant (IPX6)

1417WCC is water resistant to most typical water spills in a hospital as well as in outdoor applications.

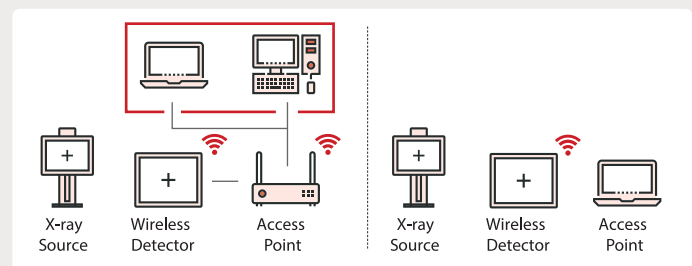
“ Providing patient throughput in your hospital and beyond ”




1417WCC Specifications

ScintillatorType	1417WCC : CsI:Tl	-
Dimension	18.1 x 15.1 x 0.6	in
Weight	6.6 (incl. battery)	lbs
Total Pixel Area	350 x 427.3	Pixels
Pixel Pitch	140	µm
Effective Pixel Matrix	2440 x 2992	Pixels
A/D Conversion	14 / 16	bits
Preview time	≤2 (2x2 binning)	sec
Energy range	40 ~ 150	kVp
Pressure	Distributed : 661 Point : 330	lbs
Limiting Resolution	Min. 2.5 / Max. 3.57	lp / mm
Battery OperatingTime	Typ. 4	Hours

Detector Room Sharing



Options



Contact us

Rayence Inc.
 81 Ruckman Rd, Unit A,B
 Closter, NJ 07624
 Office: 201.585.0290 Fax: 201.585.0293
 Email: information@rayenceusa.com
 www.rayenceusa.com

rayence
 1417WCC